

Clopay® BUILDING PRODUCTS
A Griffon Company
TECHNICAL BULLETIN
WINDCODE® Drawings for Florida

Florida maintains a web site to manage all products that meet the state testing and quality standards. All Clopay WINDCODE® doors that are offered in Florida have drawings available for downloading and printing from this web site.

This Bulletin provides detailed step-by-step instructions on how to navigate the Florida website to find Clopay WINDCODE® drawings and approval details.

The drawings are available in Adobe PDF format. Please make sure that you have the a recent version of the Adobe Acrobat Reader program. It can be downloaded for free from <http://www.adobe.com>.

The Florida Department of Community Affairs Building Code Information Systems web site can be found at <http://www.floridabuilding.org>. On the left side of the main page is a "Product Approval" button. You do not need to click this button. Move your mouse over this button to bring up the Product Approval menu.


If you do click on the "Product Approval" button, it will open a new page with the same menu options described in the next step.



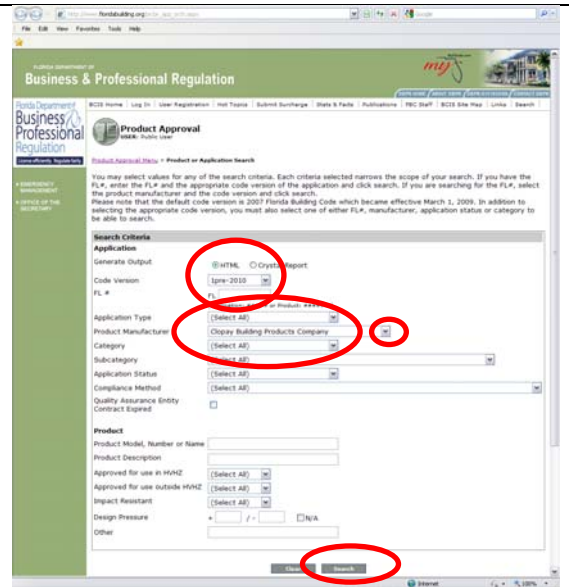
Select 'Find a Product or Application' from the menu.



Clopay® BUILDING PRODUCTS
 A Griffon Company
TECHNICAL BULLETIN
WINDCODE® Drawings for Florida

On the search screen, select **Clopay Building Products Company** as the Product Manufacturer by clicking on the gray drop down button  to display the list of Product Manufacturers. Then click on the search button on the bottom right.

Make sure that the 2010 Code Version is selected.

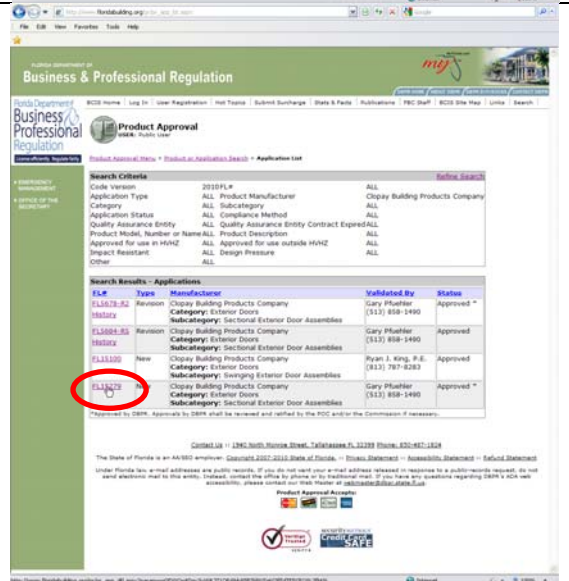


All Clopay product approvals will be listed. Note that the far right column shows the status of the approval.

Currently, residential doors (up to W6) can be found in the FL15279 Approval and commercial doors (up to W6) can be found in the FL5678 Approval. High Velocity Hurricane Zone approvals can be found in FL5684.

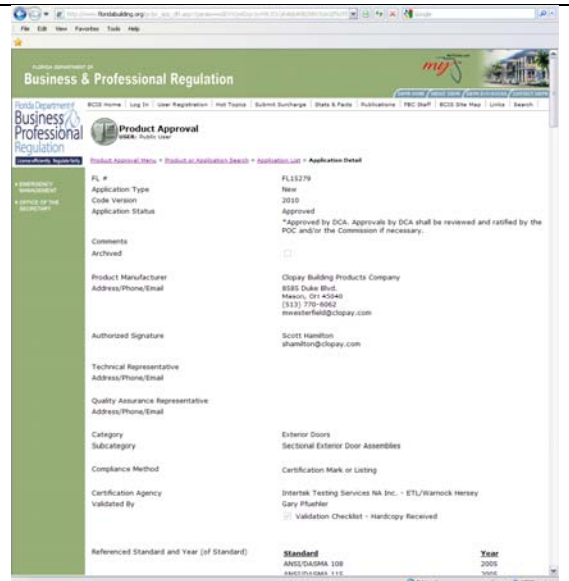
As always, a list of all current Florida Product Approval numbers for Clopay doors can be found at www.clopaydoor.com.

For this example, click on the link for the FL15279 Approval.

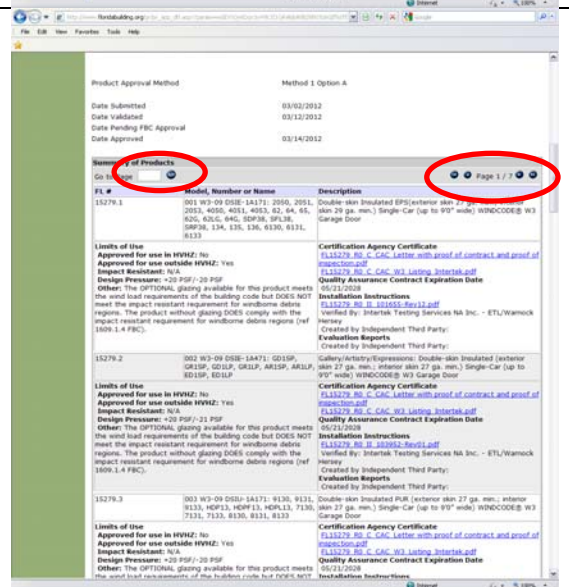


Clopay® BUILDING PRODUCTS
 A Griffon Company
TECHNICAL BULLETIN
WINDCODE® Drawings for Florida

The FL15279 Approval covers all Residential Garage Doors (up to W6). The top of the page shows details about the Approval.



Scrolling down shows the table of approved products. Note that the table will only show twenty line items at a time. Currently, FL15279 has over 100 line items. Use the “page” buttons or the “go to page” field to navigate through the table.



As always, a list of all current Florida Product Approval numbers for Clopay doors can be found at www.clopaydoor.com. This will include the line items for each door. For example, if you need the drawing for the 73W5 double-car door, the list will show that the impact-resistant version is on line item FL15279.52.

Clopay® BUILDING PRODUCTS
A Griffon Company

TECHNICAL BULLETIN

WINDCODE® Drawings for Florida

Navigating to Page 3 of the table and scrolling down will show the details for the 73W5 door up to 16'0" wide.

Note that this line item is qualified as "Impact Resistant: Yes" and that the notes specify "large missile impact".

The windload drawing can be accessed from the "Installation Instructions" link.

The drawing will open in a new window.

13279.51	033 WS-16 PAN-2F16: 84A, 94, 73, 76, 1500, 190, 485T, 485P, 685T, 685P, 48, 42, 55, 48B, 42B, 55S, 525S, 5255V, 685S, 6855V, 4855V, 625S, 6255V	FL15279_03_C_Clc_Letter_with_proof_of_contract_and_proof_of_installation.pdf FL15279_03_C_Clc_WS_Listing_Intertek.pdf Quality Assurance Contract Expiration Date Installation Instructions FL15279_03_01_15192-A-Reg14.pdf
13279.52	033 WS-16 PAN-2F16: 84A, 94, 73, 76, 1500, 190, 485T, 485P, 685T, 685P, 48, 42, 55, 48B, 42B, 55S, 525S, 5255V, 685S, 6855V, 4855V, 625S, 6255V	FL15279_03_C_Clc_Letter_with_proof_of_contract_and_proof_of_installation.pdf FL15279_03_C_Clc_WS_Listing_Intertek.pdf Quality Assurance Contract Expiration Date Installation Instructions FL15279_03_01_15192-A-Reg14.pdf
13279.53	033 WS-16 PAN-2F16: 84A, 94, 73, 76, 1500, 190, 485T, 485P, 685T, 685P, 48, 42, 55, 48B, 42B, 55S, 525S, 5255V, 685S, 6855V, 4855V, 625S, 6255V	FL15279_03_C_Clc_Letter_with_proof_of_contract_and_proof_of_installation.pdf FL15279_03_C_Clc_WS_Listing_Intertek.pdf Quality Assurance Contract Expiration Date Installation Instructions FL15279_03_01_15192-A-Reg14.pdf
13279.54	034 WS-16 PAN-2F16: 76, 78V, 78ET	FL15279_03_C_Clc_Letter_with_proof_of_contract_and_proof_of_installation.pdf FL15279_03_C_Clc_WS_Listing_Intertek.pdf Quality Assurance Contract Expiration Date Installation Instructions FL15279_03_01_15192-A-Reg14.pdf

Residential Models W3 thru W6 can be found in **FL15279**.

Commercial Models W3 thru W6 can be found in **FL5678**.

Residential and Commercial Models W7 thru W9 can be found in **FL5684**

Entry Doors can be found in FL15100.

As a final note: the Florida Building Commission has issued a Declaratory Statement that affirms that local jurisdictions cannot require signed and sealed drawings for products with State approval that are to be used in a manner consistent with the limitations of use identified in the approval file. The Declaratory Statement can be downloaded from

http://www.floridabuilding.org/upload/CodeID_1812_DEC03-296.pdf